

# 2016 | **TACOMA**





## TABLE OF CONTENTS

<b>I. TACOMA OVERVIEW</b>	<b>3</b>
<b>II. EXTERIOR</b>	<b>17</b>
<b>III. BODY STRUCTURE</b>	<b>21</b>
<b>IV. INTERIOR</b>	<b>22</b>
<b>V. AUDIO</b>	<b>25</b>
<b>VI. PERFORMANCE</b>	<b>27</b>
<b>VII. SAFETY</b>	<b>30</b>



## I. TACOMA OVERVIEW

### A. Tacoma Background

- 1979:** 4WD is introduced and by 1980 becomes the best-selling Compact 4x4 (for the next 14 years).
  - Expansion of 2WD to 4WD wins numerous awards:
    - “4WD of the Year” (*Pickup, Van & 4WD*)
    - “4WD Vehicle of the Year” (*Off-Road*)
    - “Toughest Truck of the Year” (*4x4 and Off-Road Vehicles*)
- 1995:** Tacoma name is introduced—replacing the Hilux (replaced “Toyota Pickup”).
- 1996:** Tacoma wins “Pickup Truck of the Year” (*Four Wheeler*) and JD Power IQS.
- 1998-2004:** Tacoma continues to win awards while adding new upgrades and features.
  - Awards:
    - “Pickup Truck of the Year” (*Four Wheeler*, 1998)
    - “Recommended Compact Pickup Truck” (*Consumer Guide*, 2000-2004)
    - Top Performer in Compact Pickup Truck (*AutoPacific Vehicle Satisfaction Score*, 2002)
- 2005-2008:** The second-generation Tacoma is introduced in 2005 with a brand new model line with even more powerful features—this truck goes on to win even more awards for Toyota
  - Awards:
    - “Truck of the Year” (*Motor Trend*, 2005)
    - “2005 Best Buys Compact Pickup Trucks” (*Consumer Guide*, 2005)
    - “All-Star Pickup” (*Automobile Magazine*, 2005)
    - “Best Pickups 2005 – Least Expensive” (*Forbes*, 2005)
    - “Greener Choices 2006” and “Best of 2006” for four-cylinder automatic model (*American Council for an Energy-Efficient Economy*, 2006)
    - “Best Value in America” for Compact Pickup 4WD (*Vincentric*, 2006)
    - “Most Wanted Truck” (*Edmunds.com*, 2006—for **fifth year in a row**)
    - “Top Compact Truck” (*Edmunds.com Consumers’ Top Rated Vehicle Awards*, 2008)
- 2009-2012:** Tacoma is named an IIHS Top Safety Pick and continues its award run.
  - Awards:
    - “Best Compact Pickup for the Money” (*U.S. News & World Report*, 2009, 2012)
    - “2009 Best Bet” (*The Car Book*, 2009)
    - “Best Overall Value of the Year” (*Intellichoice.com*, 2009)
    - “Lowest True Cost to Own” (*Edmunds.com*, 2010)
    - “2010 Best Resale Value” (*Kelley Blue Book*, 2010 & 2012)
- 2015:** TRD Pro Series Tacoma is launched





# 2016 TOYOTA TACOMA

8. **2016 Announcement:** The third-generation Tacoma is announced in December 2014 and unveiled at the 2015 Detroit Auto Show in January of 2015.

## B. 2016 Tacoma Development Goals

1. Rethink the concept of the midsize pickup
2. Build a truck that:
  - Retains rugged, “do anything” Toyota truck DNA while enhancing dynamic performance and fuel economy
  - Rewards its owners with peerless craftsmanship and durability
  - Redefines off-road capabilities for a midsize pickup



## C. Grade Levels and Grade Strategy

1. SR: Entry Level
  - Engines:
    - 2.7L I4 and 3.5L V6
  - Transmissions:
    - 6-speed automatic (4-cyl. and V6)
    - 5-speed manual (4-cyl.)
  - Drive Types:
    - 2WD / 4WD
  - Cab Types:
    - Access Cab / Double Cab
  - Bed Lengths:
    - Short (5 ft.)
    - Long (6 ft.) [Access Cab is only available with 6' bed, so Access Cab beds are referred to as “Standard Bed”]



## 2. SR5: An Iconic Staple of the Toyota Truck Line Up)

- Engines:
  - 2.7L I4
  - 3.5L V6
- Transmissions:
  - 6-speed automatic (4-cyl. and V6)
- Drive Types:
  - 2WD / 4WD
- Cab Types:
  - Access Cab / Double Cab
- Bed Lengths:
  - Short (5 ft.)
  - Long (6 ft.) [Access Cab is only available with 6' bed, so Access Cab beds are referred to as "Standard Bed"]

## 3. TRD Sport: Athletic with All-Around Capability

- Engine:
  - 3.5L V6
- Transmissions:
  - 6-speed automatic (2WD and 4WD)
  - 6-speed manual (4WD)
- Drive Types:
  - 2WD and 4WD
- Cab Types:
  - Access Cab / Double Cab
- Bed Lengths:
  - Short (5 ft.)
  - Long (6 ft.)  
["Standard Bed" for Access Cab]



# 2016 TOYOTA TACOMA

## 4. TRD Off-Road (Premium-Level): Purpose-Built for Intense Off-Road Use

- Engine:
  - 3.5L V6
- Transmissions:
  - 6-speed automatic (2WD and 4WD)
  - 6-speed manual (4WD)
- Drive Types:
  - 2WD / 4WD
- Cab Types:
  - Access Cab / Double Cab
- Bed Lengths:
  - Short (5 ft.)
  - Long (6 ft.) ["Standard Bed" for Access Cab]



## 5. Limited: Top of the Line

- Engine:
  - 3.5L V6
- Transmissions:
  - 6-speed automatic
- Drive Types:
  - 2WD / 4WD
- Cab Type:
  - Double Cab
- Bed Length:
  - Short (5 ft.)



## D. Key Exterior and Interior Features and Options by Grade

S = Standard

O = Optional

P = Package

----- = Not Available

Exterior Features	SR	SR5	TRD Sport	TRD Off-Road	Limited
16-in. styled steel wheel / P245/75R16 tires	S	S	-----	-----	-----
16-in. black alloy wheels / P245/75R16 tires	P				
16-in. silver alloy wheels / P245/75R16 tires		P			
17-in. machined alloy wheels / P265/65R17 tires	-----	-----	S	-----	-----
16-in. machined contrast alloy wheels / P265/70R16 tires	-----	-----	-----	S	-----
18-in. polished alloy wheels with P265/60R18 tires	-----	-----	-----	-----	S
Projector-beam headlights	S	S	S	S	S
Daytime Running Lights (DRL)	S	S	S (LED)	S (LED)	S (LED)
Integrated Fog Lights	-----	S	S (wide angle)	S (wide angle)	S (with chrome bezel)
Dark gray grille with black surround; color keyed power outside mirrors, color keyed door handles and rear bumper	S	-----	-----	-----	-----
Charcoal grille with chrome surround; color keyed power outside mirrors, door handles and chrome rear bumper	-----	S	-----	-----	-----
Gray grille with smoked finish and chrome surround; hood scoop; color keyed power outside mirrors with turn signal indicators; color keyed door handles, overfenders and rear bumper	-----	-----	S	-----	-----

# 2016 TOYOTA TACOMA

Exterior Features (Continued)	SR	SR5	TRD Sport	TRD Off-Road	Limited
Gray grille with smoked finish and chrome surround; color-keyed power outside mirrors with turn signal indicators; color-keyed door handles, black overfenders and chrome rear bumper	-----	-----	-----	S	-----
Charcoal grille with polished finish and chrome surround; chrome power outside mirrors with turn signal indicators; chrome handles, color keyed overfenders and rear bumper	-----	-----	-----	-----	S
Fiber-reinforced Sheet-Molded Composite (SMC) inner bed with storage compartments and rail caps; easy-lower, lockable and removable tailgate	S	S	S	S	S
Deck Rail System with four adjustable tie-down cleats and four fixed cargo bed tie-down points	S	S	S	S	S
120V/400W deck-mounted AC power outlet	-----	-----	S	S	S
Sliding rear glass	S	S (with privacy glass)	S (with privacy glass)	S (with privacy glass)	S (with privacy glass)
Integrated color keyed tailgate spoiler	S	S	S	S	S
Hard Tri-Fold Tonneau Cover, lockable, water resistant, and folds to the cab for bed access	O	O	O	O	O
Power tilt/slide moonroof	-----	-----	P (D Cab only)	P (D Cab only)	S
Skid plates: on engine/front suspension	S	S	S	S	S





# 2016 TOYOTA TACOMA

Interior Features	SR	SR5	TRD Sport	TRD Off-Road	Limited
<b>Seats</b>	Fabric-trimmed	Fabric-trimmed	Fabric-trimmed	Fabric-trimmed	Leather-trimmed
<b>4-way driver's seat with lumbar support; 4-way adjustable front passenger seat</b>	S	S	S	S	S
<b>2.2-in. LCD display with odometer and tripmeters</b>	S	-----	-----	-----	-----
<b>4.2-in. color Multi-Information-Display with outside temperature, odometer, tripmeters and average fuel economy</b>	-----	S	S	S	S
<b>Air conditioning</b>	S	S	S	S	-----
<b>Front Dual Zone Climate Control w/ air filter and individual temperature settings for driver/front passenger</b>	-----	-----	P	P	S
<b>Qi-compatible wireless smartphone and mobile device charging</b>	-----	-----	S	S	S
<b>Smart Key System (driver's door) with Push Button Start</b>	-----	-----	S (A/T only)	S (A/T only)	S
<b>Remote keyless entry system with lock, unlock and panic</b>	P	S	S (M/T only)	S (M/T only)	-----
<b>Standard Audio</b>	Entune™ Audio	Entune™ Audio Plus w/Connected Navigation App	Entune™ Premium Audio w/Integrated Navigation + App Suite (JBL available on Double Cab)	Entune™ Premium Audio w/Integrated Navigation + App Suite (JBL available on Double Cab)	Entune™ Premium JBL® Audio w/ Integrated Navigation + App Suite
<b>Integrated Backup Camera Display</b>	S	S	S	S	S
<b>Cruise control</b>	P	S	S	S	S
<b>Urethane tilt/telescopic steering wheel with audio controls</b>	S	-----	-----	-----	-----
<b>Leather-trimmed tilt/telescopic steering wheel with audio Bluetooth® hands-free phone controls</b>	-----	S	S	S	S
<b>Auto-dimming day/night rearview mirror with compass</b>	-----	P (V6 models only)	S	S	-----
<b>Homelink® universal transceiver</b>	-----	-----	-----	-----	S



## E. Key Safety & Convenience Features by Grade

Features	SR	SR5	TRD Sport	TRD Off-Road	Limited
<b>Star Safety System™</b> - Vehicle Stability Control (VSC), Traction Control, Anti-lock Brake System (ABS) with Electronic Brake-force Distribution (EBD), Brake Assist (BA) and Smart Stop Technology®	S	S	S	S	S
<b>8 Airbags</b> – Driver/front passenger Advanced Airbag System; driver/ front passenger seat-mounted side airbags; driver/front passenger knee airbags; front and rear Roll-sensing Side Curtain Airbags (RSCA)	S	S	S	S	S
<b>Driver and front passenger active headrests</b>	S	S	S	S	S
<b>Automatic/Emergency Locking Retractor 3-Point Seatbelts (ALR on all seats except driver's)</b>	S	S	S	S	S
<b>Lower Anchors and Tethers for Children (LATCH)</b>	S	S	S	S	S
<b>Tire Pressure Monitor System (TPMS)</b>	S	-----	-----	-----	-----
<b>Tire Pressure Monitor System (TPMS) with individual tire location alert</b>	-----	S	S	S	S
<b>Blind Spot Monitor (BSM) with Rear Cross Traffic Alert (RCTA)</b>	-----	-----	P	P	S
<b>Rear Parking Assist Sonar</b>	-----	P	P	P	S
<b>Multi-terrain Select (MTS); Crawl Control (CRAWL)</b>	-----	-----	-----	S (4WD, A/T only)	-----
<b>Electronically controlled locking rear differential</b>	-----	-----	-----	S	-----
<b>Hill Start Assist Control (HAC)</b>	S (A/T only)	S	S (A/T only)	S (A/T only)	S
<b>Engine immobilizer</b>	S	S	S	S	S
<b>Clutch Start Cancel</b>	S (M/T only)	-----	S (M/T only)	S (M/T only)	-----

## F. Packages and Options by Grade

Packages + Options	SR	SR5	TRD Sport	TRD Off-Road	Limited
<b>Utility Package:</b> Removes rear seats (seatbacks, headrests, and seatbelts) along with rear cupholders; adds black door handles, black mirror caps, black bumper, and fixed rear window	P (Access Cab, 4-cyl. only)	-----	-----	-----	-----
<b>SR Convenience Package:</b> Cruise control and remote keyless entry	P	-----	-----	-----	-----
<b>SR5 Appearance Package (4-cyl.):</b> 16" silver alloy wheels and color-keyed over fenders	-----	P (4-cyl. only)	-----	-----	-----
<b>SR5 Appearance Package (V6):</b> Auto-dimming Day/night rearview mirror, 16" silver alloy wheels, and color-keyed over fenders	-----	P (V6 only)	-----	-----	-----
<b>SR5 Appearance Package with Parking Sonar &amp; Navigation (4-cyl.):</b> Includes features from SR5 Appearance Package (4-cyl.); adds Entune Premium Audio & rear parking sonar	-----	P (4-cyl. only)	-----	-----	-----
<b>SR5 Appearance Package with Parking Sonar &amp; Navigation (V6):</b> Includes features from SR5 Appearance Package (V6), adds Entune Premium Audio & rear parking sonar	-----	P (V6 only)	-----	-----	-----
<b>V6 Tow Package:</b> Class IV receiver hitch, transmission cooler (A/T Only), engine oil cooler, 130-amp alternator, 4 and 7 pin connector w/converter, and Trailer Sway Control	O (V6 only)	O (V6 only)	O	O	O





# 2016 TOYOTA TACOMA

Packages + Options (Continued)	SR	SR5	TRD Sport	TRD Off-Road	Limited
<b>Premium &amp; Technology Package (Access Cab):</b> Dual Zone Climate Control, heated front seats, rear parking sonar, Blind Spot Monitor (requires color keyed rear bumper) with Rear Cross Traffic Alert, and auto-headlamps	-----	-----	P (Access Cab only)	P (Access Cab only)	-----
<b>Premium &amp; Technology Package (Double Cab):</b> Dual Zone Climate Control heated front seats, rear parking sonar, Blind Spot Monitor (requires color keyed rear bumper) with Rear Cross Traffic Alert, auto-headlamps, and moonroof	-----	-----	P (Double Cab only)	P (Double Cab only)	-----
<b>Premium &amp; Technology Package with JBL Audio (Double Cab, A/T):</b> Includes features from Premium & Technology Package and adds Entune Premium JBL Audio	-----	-----	P (Double Cab, A/T only)	P (Double Cab, A/T only)	-----
<b>Tonneau Cover</b>	○	○	○	○	○
<b>Mudguards (SR5 requires Appearance Package)</b>	-----	○	○	○	○
<b>16" Black Alloy Wheel (Requires SR Convenience Package)</b>	○	-----	-----	-----	-----



## G. Key Performance Features and Specs by Grade

PERFORMANCE	SR	SR5	TRD Sport	TRD Off-Road	Limited
<b>Engine</b>	2.7-liter DOHC 16-Valve 4-Cylinder with VVT-I; 3.5-liter V6 Direct Injection Atkinson Cycle	2.7-liter DOHC 16-Valve 4-Cylinder with VVT-I; 3.5-liter V6 Direct Injection Atkinson Cycle	3.5-liter V6 Direct Injection Atkinson Cycle	3.5-liter V6 Direct Injection Atkinson Cycle	3.5-liter V6 Direct Injection Atkinson Cycle
<b>Horsepower</b>	159 @ 5200 rpm; 278 @ 6000 rpm (V6)	159 @ 5200 rpm; 278 @ 6000 rpm (V6)	278 @ 6000 rpm	278 @ 6000 rpm	278 @ 6000 rpm
<b>Torque (lb.-ft.)</b>	180 @ 3800 rpm; 265 @ 4600 rpm (V6)	180 @ 3800 rpm; 265 @ 4600 rpm (V6)	265 @ 4600 rpm	265 @ 4600 rpm	265 @ 4600 rpm
<b>Transmission</b>	5-speed manual; 6-speed Electronically Controlled automatic w/ intelligence (ECT-i)	6-speed Electronically Controlled automatic w/ intelligence (ECT-i)	6-speed manual; 6-speed ECT-i	6-speed manual; 6-speed ECT-i	6-speed ECT-i
<b>Suspension</b>	Coil-spring double wishbone front w/stabilizer bar; leaf spring rear w/ staggered outboard-mounted shocks	Coil-spring double wishbone front w/stabilizer bar; leaf spring rear w/ staggered outboard-mounted shocks	Sport tuned Coil-spring double wishbone front w/stabilizer bar; leaf spring rear w/ staggered outboard-mounted shocks	Off-road tuned with Bilstein shocks Coil-spring double wishbone front w/stabilizer bar; leaf spring rear w/ staggered outboard-mounted shocks	Coil-spring double wishbone front w/stabilizer bar; leaf spring rear w/ staggered outboard-mounted shocks
<b>Brakes</b>	Power-assisted ventilated front disc brakes; rear drum brakes w/ tandem booster	Power-assisted ventilated front disc brakes; rear drum brakes w/ tandem booster	Power-assisted ventilated front disc brakes; rear drum brakes w/ tandem booster	Power-assisted ventilated front disc brakes; rear drum brakes w/ tandem booster	Power-assisted ventilated front disc brakes; rear drum brakes w/ tandem booster
<b>EPA Est. MPG (City/Highway/Combined)</b> <small>*2016 EPA MPG Estimates. Actual mileage will vary.</small>	19/21/20 (4-cyl., M/T) 19/23/21 (4-cyl., 2WD A/T) 19/22/21 (4-cyl., 4WD A/T) 19/24/21 (V6, 2WD A/T) 18/23/20 (V6, 4WD A/T)	19/23/21 (4-cyl., 2WD A/T) 19/22/21 (4-cyl., 4WD A/T) 19/24/21 (V6, 2WD A/T) 18/23/20 (V6, 4WD A/T)	17/21/19 (M/T) 19/24/21 (2WD A/T) 18/23/20 (4WD A/T)	17/21/19 (M/T) 19/24/21 (2WD A/T) 18/23/20 (4WD A/T)	19/24/21 (2WD A/T) 18/23/20 (4WD A/T)



# 2016 TOYOTA TACOMA

## H. Exterior and Interior Dimensions by Grade

Exterior		SR	SR5	TRD Sport	TRD Off-Road	Limited
Overall Width (in.)		74.4	74.4	75.2	75.2	75.2
Overall Height (in.)		70.6	70.6	70.6	70.6	70.6
Wheelbase (in.)		127.4	127.4/140.6 (D Cab, Long Bed)	127.4/140.6 (D Cab, Long Bed)	127.4/140.6 (D Cab, Long Bed)	127.4
Bed Length (in.)		60.5 (Short)/ 73.7 (Long)	60.5 (Short)/ 73.7 (Long)	60.5 (Short)/ 73.7 (Long)	60.5 (Short)/ 73.7 (Long)	60.5 (Short)
Bed Depth (in.)		19.1	19.1	19.1	19.1	19.1
Bed Width (between wheel wells) (in.)		41.5	41.5	41.5	41.5	41.5
Track – Front/Rear (in.)		63/63.2	63/63.2	63/63.2	63/63.2	63/63.2
Ground Clearance (in.)		9.4	9.4	9.4	9.4	9.4
Approach/ Departure/ Breakover Angle (degrees)	Access Cab	29/23.5/24 (2WD) 29/23/24 (4WD)	29/23.5/24 (2WD) 29/23/24 (4WD)	29/23.5/24 (2WD) 29/23/24 (4WD)	32/23/24 (4WD)	-----
	Double Cab	29/23.5/20-21 (2WD) 29/23.5/21 (4WD)	29/23.5 (23.1 Long Bed) /20-21 (21 Breakover on 4WD)	29/23.5 (23.1 Long Bed) /20-21 (21 Breakover on 4WD)	32/23.5 (23.1 Long Bed) /20-21 (21 Breakover on 4WD)	29/23.5 /20-21 (21 Breakover on 4WD)
Interior		SR	SR5	TRD Sport	TRD Off-Road	Limited
Head Room (Front/Rear) (in.)	Access Cab	39.7/34.9	39.7/34.9	39.7/34.9	39.7/34.9	-----
	Double Cab	39.7/38.3	39.7/38.3	39.7/38.3	39.7/38.3	39.7/38.3
Leg Room (Front/Rear) (in.)	Access Cab	42.9/24.6	42.9/24.6	42.9/24.6	42.9/24.6	-----
	Double Cab	42.9/32.6	42.9/32.6	42.9/32.6	42.9/32.6	42.9/32.6
Shoulder Room (Front/Rear) (in.)	Access Cab	58.3/56.5	58.3/56.5	58.3/56.5	58.3/56.5	-----
	Double Cab	58.3/58.9	58.3/58.9	58.3/58.9	58.3/58.9	58.3/58.9
Hip Room (Front/Rear) (in.)	Access Cab	57.2/51.7	57.2/51.7	57.2/51.7	57.2/51.7	-----
	Double Cab	57.2/56.3	57.2/56.3	57.2/56.3	57.2/56.3	57.2/56.3





# 2016 TOYOTA TACOMA

## I. Weights and Capacities

Weights & Capacities			SR	SR5	TRD Sport	TRD Off-Road	Limited
Curb Weight (with tonneau cover) (lbs.)	Access Cab	2WD	3980 (4-cyl., A/T) 4060 (V6, A/T)	3980 (4-cyl.) 4060 (V6)	4060 (A/T)	-----	-----
		4WD	4195 (4-cyl., M/T) 4220 (4-cyl., A/T) 4325 (V6, M/T) 4305 (V6, A/T)	4220 (4-cyl.) 4305 (V6)	4325 (M/T) 4305 (A/T)	4325 (M/T) 4305 (A/T)	-----
	Double Cab	2WD	4095 (4-cyl., A/T) 4230 (V6, A/T)	4095 (4-cyl.) 4230 (V6)	4230 (A/T)	4230 (A/T)	4230
		4WD	4445 (V6, M/T) 4480 (V6, A/T)	4480 (V6)	4445 (M/T) 4480 (A/T)	4445 (M/T) 4480 (A/T)	4480
Gross Vehicle Weight Rating (GVWR) (lbs.)			5600	5600	5600	5600	5600
Fuel tank (gal.)			21.1	21.1	21.1	21.1	21.1
Passenger volume (cu. ft.) (behind front/ rear seat)	Access Cab		55.6/33.1	55.6/33.1	55.6/33.1	55.6/33.1	-----
	Double Cab		55.8/43.1	55.8/43.1	55.8/43.1	55.8/43.1	55.8/43.1
Seating Capacity	Access Cab		4	4	4	4	-----
	Double Cab		5	5	5	5	5



# 2016 TOYOTA TACOMA

Weights & Capacities (Continued)			SR	SR5	TRD Sport	TRD Off-Road	Limited
Payload (lbs.)	Access Cab	2WD	1620 (4-cyl., A/T) 1540 (V6, A/T)	1620 (4-cyl.) 1540 (V6)	1540 (A/T)	-----	-----
		4WD	1405 (4-cyl., M/T) 1380 (4-cyl., A/T) 1275 (V6, M/T) 1295 (V6, A/T)	1380 (4-cyl.) 1295 (V6)	1275 (M/T) 1295 (A/T)	1275 (M/T) 1295 (A/T)	-----
	Double Cab	2WD	1505 (4-cyl., A/T) 1370 (V6, A/T)	1505 (4-cyl.) 1370 (V6)	1370 (A/T)	1370 (A/T)	1370
		4WD	1155 (V6, M/T) 1120 (V6, A/T)	1120 (V6)	1155 (M/T) 1120 (A/T)	1155 (M/T) 1120 (A/T)	1120
Towing capacity (lbs.) (standard/ with V6 Tow Package)	Access Cab		6800 (V6, 2WD) 6500 (V6, 4WD) 3500 (4-cyl.)	6800 (V6, 2WD) 6500 (V6, 4WD) 3500 (4-cyl.)	6800 (2WD) 6500 (4WD)	6800 (2WD) 6500 (4WD)	-----
	Double Cab		6700 (V6, 2WD) 6400 (V6, 4WD)	6700 (V6, 2WD) 6400 (V6, 4WD)	6700 (2WD) 6400 (4WD)	6700 (2WD) 6400 (4WD)	6700 (2WD) 6400 (4WD)
Tongue load (lbs.) (standard/ with V6 Tow Package)	Access Cab		680 (V6, 2WD) 650 (V6, 4WD) 350 (4-cyl.)	680 (V6, 2WD) 650 (V6, 4WD) 350 (4-cyl.)	680 (2WD)	650 (4WD)	-----
	Double Cab		670 (V6, 2WD) 640 (V6, 4WD)	670 (V6, 2WD) 640 (V6, 4WD)	670 (2WD) 640 (4WD)	670 (2WD) 640 (4WD)	670 (2WD) 640 (4WD)

## II. EXTERIOR

### A. Design Philosophy

1. “Build me a Bad Ass truck”
  - Design directive from Chief Engineer, Mike Sweers: “Create an enhanced product with **bad ass** styling”
  - Concentration on:
    - **Supreme off-road performance:** Styling to match capability
    - **Bold presence:** Thoughtful touches and aggressive design cues;



### B. Key Change Points – Front

1. Revamped Grille Design
  - Bold, trapezoidal front grille
  - Aggressive hood lines
  - Trademark TRD Sport hood scoop
  - Grilles to match grades
    - **SR:** Dark gray with black surround
    - **SR5:** Charcoal with chrome surround
    - **TRD Sport:** Gray with smoked finish, chrome surround, and hood scoop
    - **TRD Off-Road:** Gray with smoked finish and chrome surround
    - **Limited:** Charcoal with polished finish and chrome surround
2. New Projector Beam Headlights
  - Available LED Daytime Running Lights
3. New Wide Angle Fog Lights
  - Expand visibility in poor weather conditions and optimize nighttime off-road lighting
4. New Front Bumper Cover
  - GTR compliant





## 5. Aerodynamic Improvements

- a. A total of 23 lbs. of drag reduced – roughly the equivalent of removing a sprint training parachute from the truck.
  - Air Dam
    - Improves aerodynamic performance without impacting approach angle or off-road ability (models with air dam still achieve 29° approach angle)
    - Deflects air flow under truck and around/over tires more efficiently
  - Front-end
    - Bumper styled to maintain smooth, attached airflow
    - Grille/cooling system airflow sealed for enhanced cooling and aerodynamic performance

## C. Key Change Points – Side



### 1. Restyled Roof Panel

- With available power moonroof (D-Cab only)

### 2. Thoughtful Side Mirror Design

- Side mirrors to match grades:
  - **SR:** Color-keyed power outside mirrors, door handles, and rear bumper
  - **SR5:** Color-keyed power outside mirrors, door handles, with chrome rear bumper
  - **TRD Sport:** Color-keyed power outside mirrors with turn signal indicators, door handles, overfenders, and rear bumper
  - **TRD Off-Road:** Color-keyed power outside mirrors with turn signal indicators and door handles, with black overfenders and chrome rear bumper
  - **Limited:** Chrome power outside mirrors with turn signal indicators, chrome door handles, color-keyed overfenders, and color-keyed rear bumper



### 3. Aerodynamic Improvements

- Cab-to-bed seal reduces turbulent air flow between cab and bed and contributes to NVH reduction

## D. Key Change Points – Rear

### 1. Tailgate

- Lockable tailgate includes large, stamped TACOMA branding
- Redesigned structure for increased tailgate strength
- Rotary damper for easy-lower function
- Integrated spoiler
- Relocated 4 and 7 pin connector



### 2. Bumper

- Interlocking, modular 3-piece bumper with resin side covers
- Lower repair/replacement costs for owners
- Long Glass Fiber Reinforcement meets strength requirements while reducing mass

### 3. Aerodynamics Improvements

- Dampened, integrated spoiler
  - Improves airflow separation
  - Increases base pressure on tailgate
  - Overall reduces drag and increases efficiency
- Hard Tri-fold Tonneau cover
  - Segment-first
  - Improves flow separation from top-of-cab for reduced bed recirculation and drag
- Under-hood airflow deflectors
  - Reduces drag and improves cooling
- Cab-to-bed seal
  - Reduces turbulent airflow between cab and bed
  - Reduces wind noise
- Aero fins
  - Located on tail lights, side mirror bases, and underneath side mirrors
  - Reduce drag and NVH by directing airflow around the vehicle



# 2016 TOYOTA TACOMA

## E. Wheels and Tires

1. SR, SR5
  - 16-in. styled steel wheels
    - Available 16-in. alloy wheels
2. TRD Sport
  - 17-in. machined alloy wheels
3. TRD Off-Road
  - 16-in. machined contrast alloy wheels
4. Limited
  - 18-in. polished alloy wheels



**Firestone Destination LE2**  
SR – P245/75R16  
TRD Sport – P265/65R17



**Toyo Open Country A31**  
SR/SR5 – P245/75R16  
(Not pictured: Toyo Open Country A30 for TRD Sport)



**Goodyear Wrangler® All-Terrain Adventure with Kevlar®**  
TRD Off-Road – P265/70R16



**Michelin Defender LTX M/S2**  
Limited – P265/60R18

## F. Color Choices

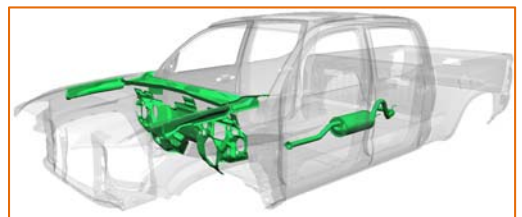
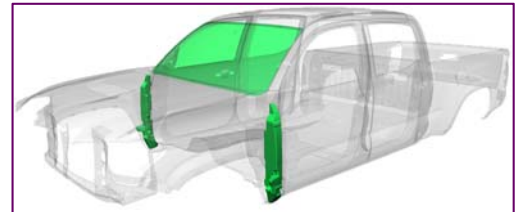
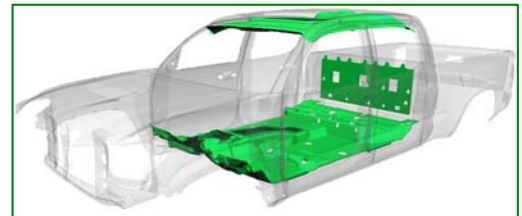
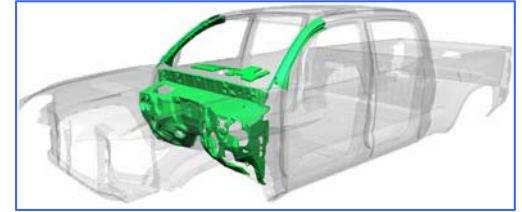

1. The available colors for MY16 are:
  - Super White
  - Silver Metallic
  - Magnetic Gray Metallic
  - Black
  - Barcelona Red
  - **Quicksand – NEW!**
  - **Inferno – NEW!**
  - **Blazing Blue Pearl – NEW!**



## III. BODY STRUCTURE


### A. NVH Improvement Areas

1. Goal: class-leading in-cabin experience, through these updated changes/additions:
  - Continuous door seal
  - 3 lip glass run
  - Mirror EPT seal
  - Door handle sealing
  - B-Pillar upper seal
  - Cab-to-deck seal
  - Drain hole plugs
  - NV Foam door service hole cover
  - IP felt
  - Dash inner silencer
  - A-Pillar silencer
  - Improved windshield molding
  - Absorptive headlining
  - Back panel silencer
  - Floor silencer pad / carpet
  - Acoustic glass windshield (all grades)
  - Fender side protection
  - 2-shot cowl cover
  - Fender seal
  - Dash outer silencer
  - Improved muffler volume



### B. Overall Structure

1. Cabin and Door Structure:
  - Goal to increase cab strength/rigidity without adding mass
  - Engineers implemented high strength and ultra-high strength steel into cab structure
2. Deck / Bed Structure
  - Standard Fiber-reinforced Sheet-Molded Composite (SMC) inner bed
    - Segment-exclusive
    - Steel outer panels
  - Standard Deck Rail System
    - Four adjustable tie-down cleats
    - Four fixed cargo bed tie-down points
  - 120V/400W deck-mounted AC power outlet
    - Segment exclusive - available on TRD Sport, TRD Off-Road, and Limited
    - Allows owners to have power supply anywhere they go





## IV. INTERIOR

### A. Design Philosophy

1. Complete design overhaul aimed to:
  - Achieve class-leading occupant safety
  - Set a new bar for midsize-pickup craftsmanship
  - Enhance comfort, convenience and functionality



### B. Seating and Steering

1. Standard Seats
  - Fabric-trimmed seats and front bucket seats
  - 4-way driver's seat with lumbar support
  - 4-way adjustable front passenger seat
2. Limited Grade Seats
  - Leather-trimmed seats and front bucket seats
  - 4-way driver's seat with lumbar support
  - 4-way adjustable front passenger seat
3. Steering Wheel
  - Leather-trimmed tilt/telescopic steering wheel (tilt/telescopic with audio on SR)
    - SR5 and above
    - Includes audio and Bluetooth® hands-free controls



### C. Interior Colors by Grade

1. SR
  - Cement Gray
2. SR5
  - Cement Gray
  - Black interior with Caramel dash, door panels, and stitching
  - Black interior with Red dash, door panels, and stitching



3. TRD Sport
  - Graphite with Gun Metal Gray
  - Black interior with Orange accented instrument panel ring
4. TRD Off-Road
  - Graphite with Gun Metal Gray
  - Black interior with Orange accented instrument panel ring
5. Limited
  - Hickory



## D. Comfort and Convenience Features

1. New Instrumentation and Meter Design
  - Analog instrumentation with:
    - Speedometer
    - Tachometer
    - Coolant temperatures
    - Fuel gauges
  - **SR:** 2.2-in. LCD display with odometer and tripmeters
  - **SR5 and above:** 4.2-in. color Multi-Information Display (MID) with outside temperature, odometer, tripmeters, and average fuel economy



2. Segment-first Push Button Start/Smart Key System (on Driver's Door)
  - Standard on TRD Sport, TRD Off-Road, Limited (grades with 6-speed A/T)
  - Works when Smart Key fob is somewhere in vehicle or on driver's person
3. Qi-compatible Wireless Smartphone and Mobile Device Charging
  - Standard on TRD Sport, TRD Off-Road, and Limited grades
  - Segment-first
  - Power transmission pad charges devices via resonant inductive coupling



## 4. GoPro® Mount

- First-in-class
- Standard on all grades



## 5. Rear Tailgate Camera

- Standard on all grades
- Increases driver confidence and safety when backing up
- Available Rear Parking Assist Sonar (SR5 and above) works with system to add even more driver confidence when parking

## 6. HomeLink 5

- Toyota-first
- Standard on Limited
- Integrated into rear-view mirror
- Gives instant feedback on garage door status, along with electronic directional feedback displayed in upper-right corner of mirror



## 7. Other Top Convenience Features

- Front Dual Zone Climate Control
  - Standard on Limited
  - Package availability on TRD Sport and TRD Off-Road
  - Air filter and individual temperature settings for driver and front passenger
- Power Tilt/Slide Moonroof
  - Standard on Limited
  - Available on TRD Sport and TRD Off-Road grades (Double Cab only)
- Remote keyless system with lock, unlock, and panic
  - Standard on SR5 and TRD models with manual transmission
  - Package availability on SR



## V. AUDIO

### A. Key Features and Updates

#### 1. Entune Audio

- Standard on all grades
- Fully-integrated multimedia audio system

#### 2. Entune® App Suite

- Collection of popular mobile applications and data services accessible from vehicle
- Delivered via most smartphones using Bluetooth® and cellular data
- Popular apps include:
  - Slacker Radio
  - Bing™
  - iHeartRadio
  - MovieTickets.com
  - OpenTable®
  - Pandora®
  - Yelp®
  - Facebook Places
- Other data services include:
  - Stocks
  - Weather
  - Traffic
  - Fuel Prices
  - Sports



#### 3. Siri® Eyes Free

- Allows customers with compatible iPhones to access Apple's Siri voice recognition system via vehicle's steering wheel controls and in-vehicle microphone
- Accessed via "phone off-hook" button on steering wheel

#### 4. Connected Navigation Scout® GPS Link

- Cell phone-based navigation app integrated into Entune Audio Plus head unit
- Utilizes smartphone's data plan once customer downloads app to phone
- Registration is not required
- Subscription free

#### 5. Processor Update

- Included with Entune™ Premium Audio and Entune™ Premium JBL Audio options
- Processor significantly increases speed of audio, multimedia, and navigation functions



## B. Audio Offerings By Grade

### 1. Entune™ Audio (Standard on SR)

- Entune Multimedia Bundle:
  - 6.1-in. touch-screen display
  - AM/FM CD player
  - 6 speakers
  - Auxiliary audio jack
  - USB 2.0 port with iPod® connectivity and control
  - Advanced voice recognition
  - Hands-free phone capability
  - Phone book access
  - Music streaming via Bluetooth® wireless technology
- Siri® Eyes Free
- Integrated backup camera display
- Either 6-speaker (SR) or 4-speaker (certain SR packages)



### 2. Entune™ Audio Plus with Connected Navigation (Standard on SR5)

- Entune Multimedia Bundle with 6 speakers
- Connected Navigation Scout® GPS Link
- Siri® Eyes Free
- SiriusXM Radio with 3-month complimentary trial
- HD traffic and weather in major metro areas
- Integrated backup camera display

### 3. Entune™ Premium Audio with In-Vehicle Navigation and App Suite (Standard on TRD Sport, TRD Off-Road, with certain SR5 packages)

- Entune Multimedia Bundle (6 speakers, 7" high resolution split screen touch-screen display)
- Siri® Eyes Free
- Entune App Suite
- HD Radio
- HD traffic and Doppler weather overlay
- AM/FM cache radio
- SiriusXM Radio with 3-month complimentary trial
- Gracenotes album cover art
- Integrated backup camera display



### 4. Entune™ Premium JBL® Audio with In-Vehicle Navigation and App Suite (Standard on Limited, and with certain TRD Sport/TRD Off-Road packages)

- Entune Multimedia Bundle (6 speakers, 7" high resolution split screen touch-screen display)
- Siri® Eyes Free
- Entune App Suite
- HD Radio
- HD predictive traffic and Doppler weather overlay
- AM/FM cache radio
- SiriusXM Radio with 3-month complimentary trial
- Gracenotes album cover art
- Integrated backup camera display



## VI. PERFORMANCE

### A. Engine Options

#### 1. 3.5L V6 – **New for 2016**

- Direct and Port Fuel Injection (D4S Technology) with Atkinson Cycle capability
- Variable Valve Timing Wider Intake (VVT-iW)
- Variable Valve Timing Intelligent Exhaust (VVI-i)
- Horsepower: 278 @ 6000 rpm
- Torque: 265 @ 4600 rpm
- Seamlessly switches between Otto and Atkinson using the variable valve timing system based on the demands being placed on the vehicle
- Self-cleaning high-pressure direct injectors (made possible with D4S Technology)




#### 2. 2.7L 4-cylinder

- Variable Valve Timing with Intelligence (VVT-i)
- Horsepower: 159 @ 5200 rpm
- Torque: 180 @ 3800 rpm

### B. Transmission

#### 1. New 6-Speed Automatic Transmission

- Electronically Controlled Automatic Transmission with Intelligence (ECT-i)
- Fewer components due to improved geartrain and direct clutch pressure control
- Lower friction materials and bearings
- Overall lighter, more durable, more efficient transmission



#### 2. New Six-Speed Manual Transmission

- Improved geartrain for greater fuel efficiency and power delivery
- More robust carbon synchronizers
- More substantial bearing reinforcement
- Improved shifting “feel”



## C. Suspension

### 1. Front: Double-Wishbone

- Current-generation carryover design
- Coil-spring, double-wishbone
- Changes made to:
  - Coil spring (spring rate change)
  - Wheel hubs (strengthened)
  - Shock absorbers (retuned w/ rebound spring)
  - Stabilizer bar brackets (reinforced)
  - Lower A-arm (strengthened)



### 2. Rear: Leaf Spring

- Current-generation carryover design
- Leaf spring with staggered outboard-mounted shocks and stabilizer
- Changes made to:
  - Leaf springs (optimized leaf thickness and camber)
  - Shock absorbers (optimized valving for enhanced ride comfort)
- Shock absorber tuning options include:
  - Standard Suspension (SR, SR5 and Limited)
  - Sport Suspension
  - Off-Road Suspension



## D. Towing

### 1. Ability

- **Towing:** Up to 6800 lbs. (300-lb. improvement)
- **Hauling:** Up to 1620 lbs. (120-lb. improvement)
- Society of Automotive Engineering (SAE) J2807 testing methodology

### 2. V6 Tow Package

- Option for V6 models
- Includes:
  - Class IV receiver hitch
  - Heavy duty oil and transmission cooler (with automatic transmission)
  - 130-amp alternator (with manual transmission)
  - 4 and 7 pin connector with converter
  - Trailer Sway Control





## E. Off-Road Capability

### 1. Drivetrains

- **4WD models:** 4WDemand part-time 4WD
  - Electronically controlled transfer case
  - Automatic Limited-Slip Differential (Auto LSD)
- **All TRD Off-Road models:**
  - Electronically controlled locking rear differential
- **Manual Transmission-equipped TRD Off-Road models:**
  - Active Traction Control (A-TRAC)

### 2. Multi-terrain Select

- Segment-first
- Allows driver to dial in different settings to custom-tune truck's Traction Control system to surface conditions
- Separate modes for all conditions:
  - Mud and Sand (most wheel spin)
  - Loose Rock
  - Mogul
  - Rock & Dirt
  - Rock (least wheel spin)



### 3. Crawl Control (CRAWL)

- Allows driver to maintain a constant low speed for maximum grip and vehicle control
- Controls engine and brake torque at each individual wheel
- No need to operate brake or accelerator pedals until desired
- Driver focuses entirely on steering



## F. Fuel Economy

### 1. 2.7L 4-cylinder (city/highway/combined)

- 2WD A/T: 19/23/21
- 4WD A/T: 19/22/20
- 4WD M/T: 19/21/20

### 2. 3.5L V6 (city/highway/combined):

- 2WD A/T: 19/24/21
- 4WD M/T: 17/21/19
- 4WD A/T: 18/23/20

\*2016 EPA MPG Estimates. Actual mileage will vary.



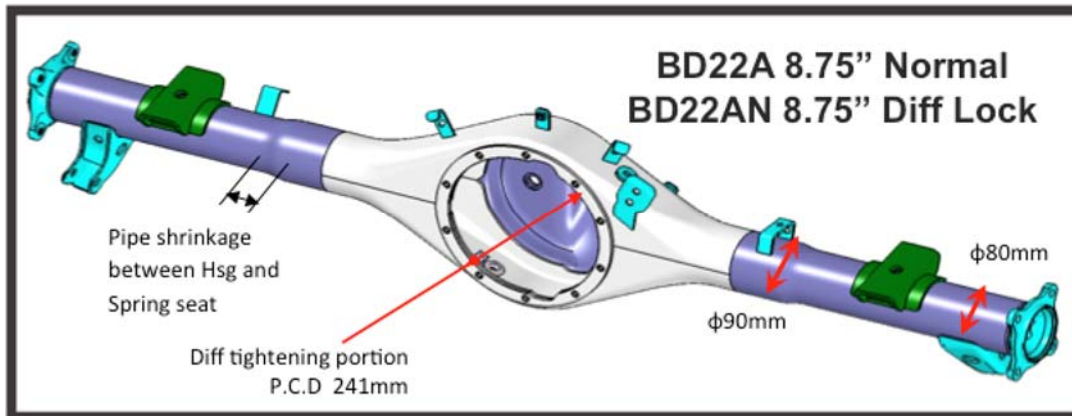
## G. Other Performance Improvements

### 1. New Transfer Case

- Faster shifting, lighter, more durable transfer case
- Improved power flow efficiency and smoother shifting

### 2. Rear Differentials

- 8-in. differential engineered to allow usage of different gear sets
- New 8.75-in. differential/axle boosts maximum Gross Axle Weight Rating by 24 percent



## VII. SAFETY

### A. Active Safety

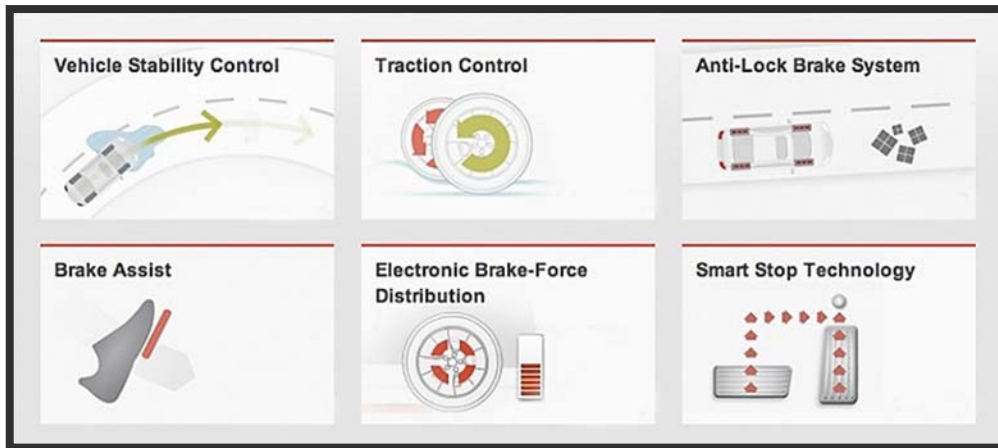
#### 1. Brakes

- Power-assisted ventilated front disc brakes
- Rear drum brakes
  - With tandem booster



## 2. Star Safety System™ features are included that help the driver maintain control of the vehicle when cornering and braking

- Anti-Lock Brake (ABS) system
- Traction Control (TRAC)
- Brake Assist (BA)
- Vehicle Stability Control (VSC)
- Electronic Brake-force Distribution (EBD)
- Smart Stop Technology® (SST)



## 3. Rear Parking Assist Sonar

- Standard on Limited
- Package availability on SR5, TRD Sport, and TRD Off-Road
- Ultrasonic solar sensors (in rear bumper) detect potential unseen objects ~5-6 feet away from vehicle
- If object is detected, system triggers beeping tone in cabin and warning display in MID screen  
Beeping increases as vehicle gets closer to object

## 4. Blind Spot Monitor (BSM) with Rear Cross Traffic Alert (RCTA)

- Standard on Limited
- Package availability on TRD Sport and TRD Off-Road
- Uses rear-mounted radar sensors
- Detects vehicles not visible using mirrors alone and warns drivers of cross traffic via indicator lights in side-view mirrors along with a warning buzzer
- Operates at speeds of at least 10mph
- Activated/Deactivated via a dashboard switch
- Detection zone:
  - Up to 9.8 feet backwards from the vehicle rear
  - Up to 3.3 feet forwards from the vehicle rear
  - Between 1.6 to 11.5 feet from the sides of the vehicle
- Rear Cross Traffic Alert (RCTA)
  - Adds safety when the vehicle is in reverse
  - Same radar system watches for cross traffic (vehicles moving between 5-18 mph)
  - Warning beep sounds and BSM warning indicator flashes within 2.5 seconds of the vehicle crossing behind the Tacoma
  - Operates between speeds of 0 and 15 mph when the vehicle is in reverse



## 5. Active Traction Control (A-TRAC)

- Available on TRD Off-Road with 6-speed manual transmission
- Helps spread power across and between the front and rear axles
- Similar to TRAC, but specifically designed to permit more engine power to be directed towards wheels with grip for maintained wheel momentum in uneven terrain
- Helps limit or prevent slipping of front and rear wheels when accelerating on damp or uneven surfaces
- When engaged, the system determines which wheels are slipping and applies necessary braking to transfer engine torque to wheels with traction

## 6. Trailer Sway Control (TSC)

- Included with optional V6 Tow Package
- Uses VSC to respond quickly and automatically when yaw rate sensor, acceleration sensor, or steering sensor detects trailer sway
- System activates brakes individually and can reduce engine power



## 7. Hill Start Assist Control (HAC)

- Standard on all 6-speed automatic transmission models
  - Helps drivers maintain control of their vehicle when accelerating on steep inclines or slippery surfaces
- Minimizes vehicle roll-back by controlling brake fluid pressure as driver's foot is removed from brake to accelerator

## B. Passive Safety

### 1. Airbags: 8 total

- Driver and front passenger Advanced Airbag System
- Driver and front passenger knee airbags
- Driver and front passenger seat-mounted side airbags
- Front and rear Roll-sensing Side Curtain Airbags (RSCA)



### 2. Seatbelts

- Emergency Locking Retractor (ELR) seatbelt for the driver's seat
- Three-point Automatic Locking Retractor (ALR) seatbelts for all other seats

### 3. Tire Pressure Monitoring System (TPMS)

- TPMS continually monitors tire pressure (standard on SR)
- TPMS with Individual (TPMSI) monitors pressures for each individual tire in real time (standard on SR5 and above)

### 4. High Strength Cabin Structure

- Use of high strength and ultra-high-strength steel to enhance cabin structure strength without adding mass



CG Tacoma



NG Tacoma

270 Mpa	590 Mpa	1480 Mpa	<b>Hot Stamped TOYOTA First</b>
340 Mpa	Door Beam		
440 Mpa	980 Mpa		